









OETQ Student Survey 3-5 Pre 2010 EWITT




1. I have been told about the study and I know why it is being done and what to do. I know that I do not have to do it if I do not want to. If I have questions I can ask my teacher. I know that I can stop at any time.			
		Response Percent	Response Count
I understand and will begin the survey.		100.0%	27
I would rather not do it.		0.0%	0
	answered question		27
	skipped question		0




2. Where do you go to school?			
		Response Percent	Response Count
IS 53		0.0%	0
IS 109		0.0%	0
IS 137		0.0%	0
IS 192		0.0%	0
IS 210		0.0%	0
IS 226		0.0%	0
IS 238		0.0%	0
MS 202		0.0%	0
PS 42		0.0%	0
PS 197		0.0%	0
PS 223		0.0%	0
PS/IS 116		0.0%	0
PS/IS 225		0.0%	0
<b>Al-Ihsan Academy</b>		<b>100.0%</b>	<b>27</b>
August Martin HS		0.0%	0
Beach Channel HS		0.0%	0
Business Computer Application HS		0.0%	0
Christ Lutheran School		0.0%	0
Devine Mercy Catholic Academy Elementary and Middle School		0.0%	0
Far Rockaway HS		0.0%	0
Grace Lutheran Day School		0.0%	0
John Adams HS		0.0%	0
Richmond Hill HS		0.0%	0




St. Francis De Sales School		0.0%	0
St. Joachim and Anne		0.0%	0
St. Joseph's Parish Day		0.0%	0
St. Rose of Lima School		0.0%	0
Other		0.0%	0
other school (please specify)			0
	<b>answered question</b>		<b>27</b>
	<b>skipped question</b>		<b>0</b>



3. What grade are you in?			
		Response Percent	Response Count
3		0.0%	0
4		51.9%	14
5		48.1%	13
	<b>answered question</b>		<b>27</b>
	<b>skipped question</b>		<b>0</b>



4. How often do you use your computer at home for homework?			
		Response Percent	Response Count
I don't have a computer at home		0.0%	0
<b>I don't use my home computer for homework</b>		<b>44.4%</b>	<b>12</b>
A few times a year		18.5%	5
About once a month		3.7%	1
About once a week		7.4%	2
Almost every night		25.9%	7
		<b>answered question</b>	<b>27</b>
		<b>skipped question</b>	<b>0</b>



5. Compared to last year, this year my teachers are using computers...			
		Response Percent	Response Count
less		33.3%	9
<b>about the same amount</b>		<b>48.1%</b>	<b>13</b>
more		18.5%	5
		<b>answered question</b>	<b>27</b>
		<b>skipped question</b>	<b>0</b>



6. Compared to last year, this year students in my grade are using computers...			
		Response Percent	Response Count
less		25.9%	7
about the same amount		51.9%	14
more		22.2%	6
		<b>answered question</b>	<b>27</b>
		<b>skipped question</b>	<b>0</b>



7. During this school year, how much time per week did you spend using computers in your class(es)?			
		Response Percent	Response Count
Not at all		3.7%	1
Once a week		11.1%	3
2 times a week		85.2%	23
3 or 4 times a week		0.0%	0
Every day		0.0%	0
		<b>answered question</b>	<b>27</b>
		<b>skipped question</b>	<b>0</b>



8. During this school year, I typed up reports and assignments.			
		Response Percent	Response Count
Yes		53.8%	14
No		46.2%	12
		<b>answered question</b>	<b>26</b>
		<b>skipped question</b>	<b>1</b>


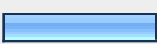
9. During this school year, I made spreadsheets and graphs.			
		Response Percent	Response Count
Yes		61.5%	16
No		38.5%	10
<i>answered question</i>			26
<i>skipped question</i>			1



10. During this school year, I used blogs to communicate with other students and teachers			
		Response Percent	Response Count
Yes		11.5%	3
No		88.5%	23
<i>answered question</i>			26
<i>skipped question</i>			1


11. During this school year, I did research on the Internet for a report or assignment.			
		Response Percent	Response Count
Yes		76.9%	20
No		23.1%	6
<i>answered question</i>			26
<i>skipped question</i>			1



12. During this school year, I made a PowerPoint presentation.			
		Response Percent	Response Count
Yes		0.0%	0
No		100.0%	26
		<i>answered question</i>	26
		<i>skipped question</i>	1

13. During this school year, I used the computer to make a graphic novel.			
		Response Percent	Response Count
Yes		0.0%	0
No		100.0%	26
		<i>answered question</i>	26
		<i>skipped question</i>	1



14. During this school year, I took a test on the computer.			
		Response Percent	Response Count
Yes		76.9%	20
No		23.1%	6
		<i>answered question</i>	26
		<i>skipped question</i>	1



15. During this school year, I used a computer program to improve my study skills or learning skills.			
		Response Percent	Response Count
Yes		84.6%	22
No		15.4%	4
<b>answered question</b>			<b>26</b>
<b>skipped question</b>			<b>1</b>



16. During this school year, I made or listened to a podcast.			
		Response Percent	Response Count
Yes		15.4%	4
No		84.6%	22
<b>answered question</b>			<b>26</b>
<b>skipped question</b>			<b>1</b>









17. During this school year, I made or edited a webpage or worked in a web environment, like a wikispace.			
		Response Percent	Response Count
Yes		7.7%	2
No		92.3%	24
<b>answered question</b>			<b>26</b>
<b>skipped question</b>			<b>1</b>



18. This school year, I collected data using equipment that go with the computer, like probes or PDAs.			
		Response Percent	Response Count
Yes		7.7%	2
No		92.3%	24
<i>answered question</i>			26
<i>skipped question</i>			1

19. This school year, I made or edited a video or movie.			
		Response Percent	Response Count
Yes		11.5%	3
No		88.5%	23
<i>answered question</i>			26
<i>skipped question</i>			1

20. During the past school year, I created or contributed to a web-based map or timeline.			
		Response Percent	Response Count
Yes		19.2%	5
No		80.8%	21
<i>answered question</i>			26
<i>skipped question</i>			1

21. In which subjects do you use technology. (Check all that apply)			
		Response Percent	Response Count
Math		11.5%	3
Sciences		30.8%	8
English Language Arts		0.0%	0
Social Studies		15.4%	4
Art		15.4%	4
Music		11.5%	3
Physical Education/Gym		3.8%	1
ESL or ELL		0.0%	0
<b>Computer Class</b>		<b>88.5%</b>	<b>23</b>
Multi-Media		11.5%	3
None of the Above		0.0%	0
Other (please specify)			0
		<b><i>answered question</i></b>	<b>26</b>
		<b><i>skipped question</i></b>	<b>1</b>

22. Do you know how to use the following equipment, applications or web sites?			
	Yes	No	Response Count
Digital camera or video	81.5% (22)	18.5% (5)	27
Audacity or GarageBand	3.7% (1)	96.3% (26)	27
iMovie or Movie Maker	51.9% (14)	48.1% (13)	27
Wikispaces	25.9% (7)	74.1% (20)	27
Teacher/Classroom Blogs	11.1% (3)	88.9% (24)	27
Comic Life	25.9% (7)	74.1% (20)	27
	answered question		27
	skipped question		0

23. How much do you agree with these statements?					
	I agree	I'm not sure	I disagree	Rating Average	Response Count
I am able to learn more when I use computers in my school.	59.3% (16)	22.2% (6)	18.5% (5)	1.59	27
I work harder on my assignments when I am using a computer.	59.3% (16)	18.5% (5)	22.2% (6)	1.63	27
I would be a better student if I got to use technology more in school.	77.8% (21)	11.1% (3)	11.1% (3)	1.33	27
Teachers in this school know a lot about how to use computers to help students learn more.	70.4% (19)	29.6% (8)	0.0% (0)	1.30	27
There are enough computers in my school for students to use for their schoolwork.	57.7% (15)	34.6% (9)	7.7% (2)	1.50	26
I am using computers in my class (es) in ways that other students in this school are not.	14.8% (4)	25.9% (7)	59.3% (16)	2.44	27
I have shown other students how to do things with computers.	48.1% (13)	7.4% (2)	44.4% (12)	1.96	27
I have shown a teacher how to do things with computers.	15.4% (4)	3.8% (1)	80.8% (21)	2.65	26
I use computers more in my class (es) than other students in this school	16.0% (4)	20.0% (5)	64.0% (16)	2.48	25
	answered question				27
	skipped question				0